

B **E** **S** **T**

Building
Early
Sentences
Therapy



13

Listen to Learn
Homework Booklet



Homework guide

These homework packs have been designed to support the language

skills your child is learning during the BEST sessions by giving them

extra listening opportunities in a different setting. There is one

booklet for each of the 16 BEST sessions containing the same

sentences used in the session. Try to spend **5-10 minutes each day**

(or as often as you can!) going through the booklets with your child. You can scan the QR code at

the bottom for a video showing what to do and follow the tips below. Make sure your child's teacher


gives you a new homework booklet after each BEST session.




- Point to each picture in turn and leave a short gap to see if your child wants to describe the picture, **but don't ask them to describe it.**
- If your child describes the picture but misses out a word or uses an incorrect word **don't correct it.** Give praise for any attempts and then **say the correct sentence in full after your child has spoken. The most important thing is that your child hears the full sentence.**
- If your child says nothing **don't prompt them, just say the full sentence.**
- It is important that you **do not ask your child to repeat the sentence after you have spoken.**
- Your child does not have to be looking at you or at the pictures, as long as they can hear the sentence.




Set C—Eating



The man is eating an apple




The man is eating an orange




The man is eating a banana



The man is eating a carrot

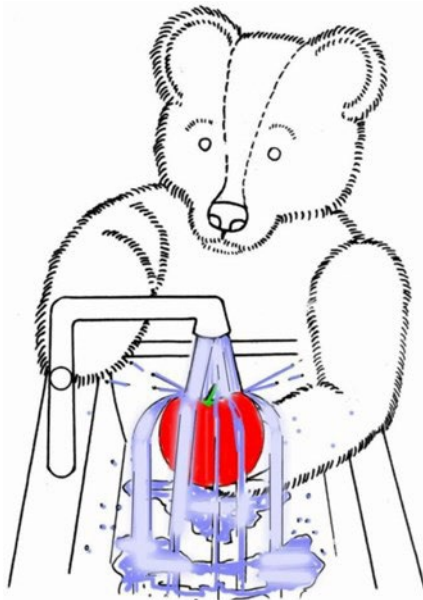


The man is eating an lolly

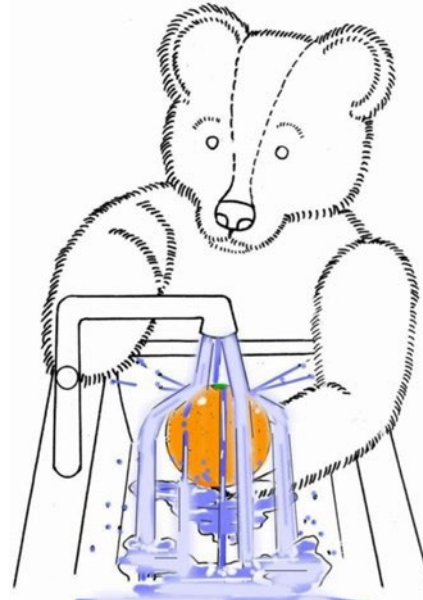


The teddy is eating a banana

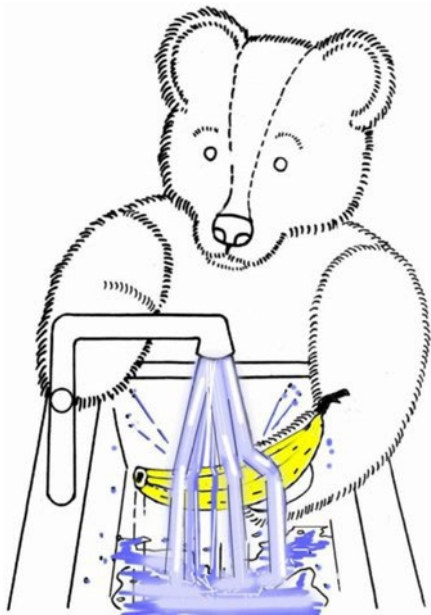
Set C — Washing




The teddy is washing
an apple



The teddy is washing
an orange




The teddy is washing a
banana



The teddy is washing a
carrot




The teddy is washing a
spoon



The teddy is washing a
cup


Set F—Kicking



The girl is kicking an apple



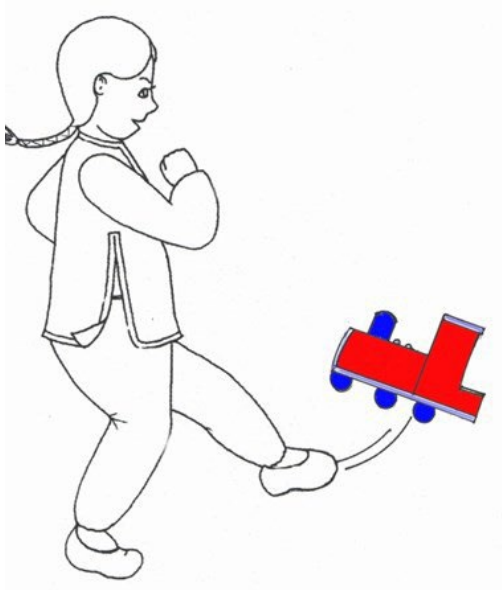
The girl is kicking an orange



The girl is kicking a ball



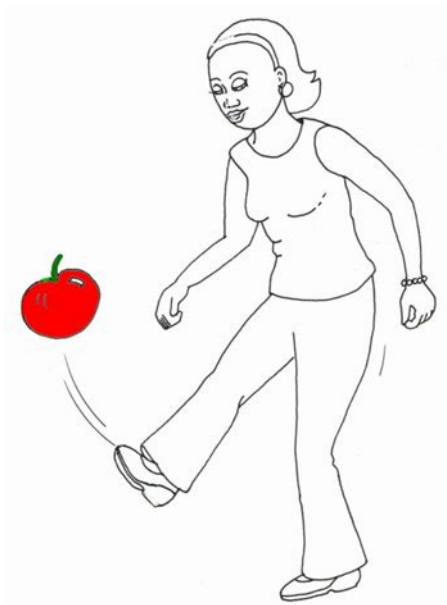
The girl is kicking a cup



The girl is kicking a train



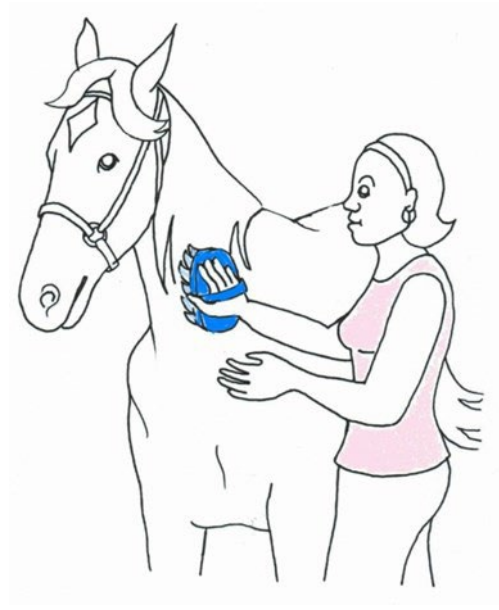
The girl is kicking a shoe



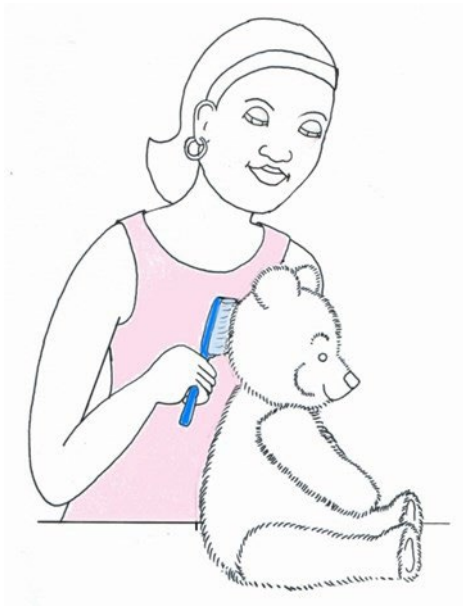
The woman is kicking
an apple

Set F — Brushing

The woman is brushing a cat

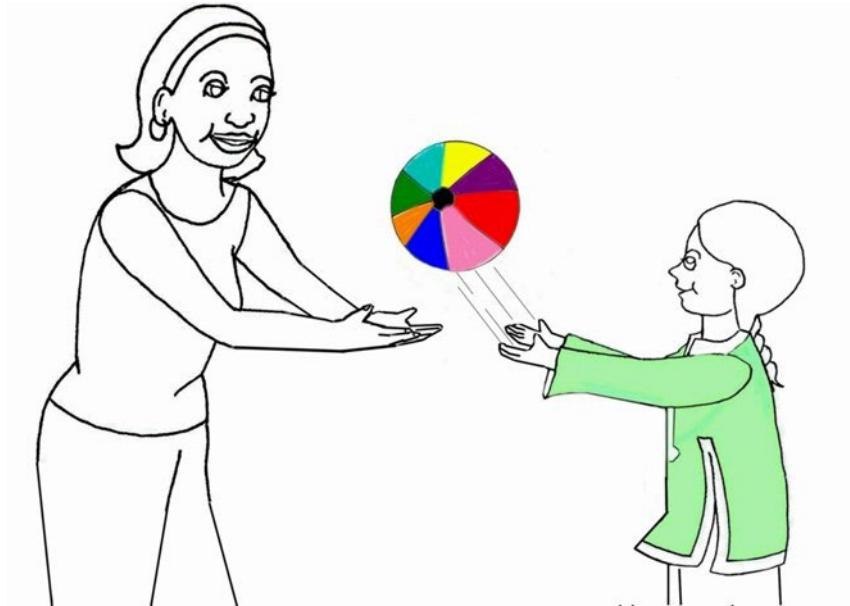


The woman is brushing a horse

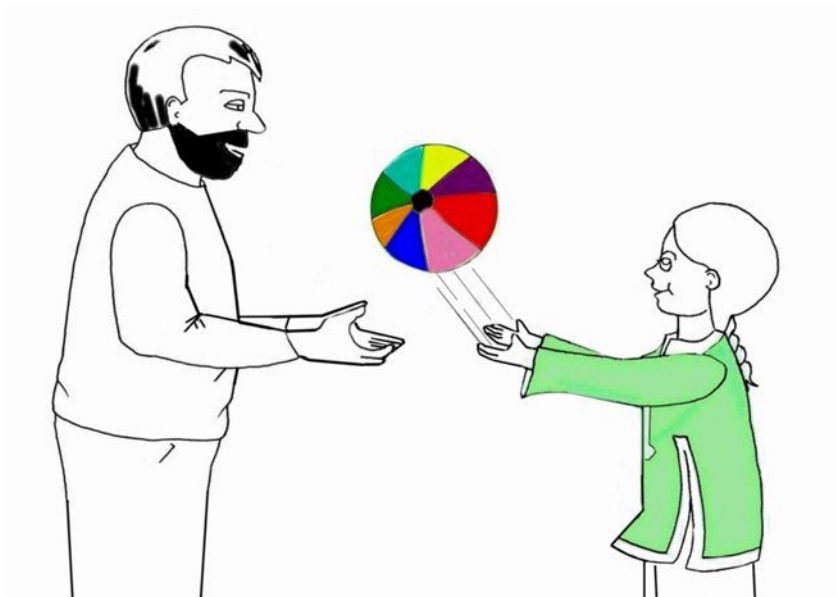


The woman is brushing a teddy

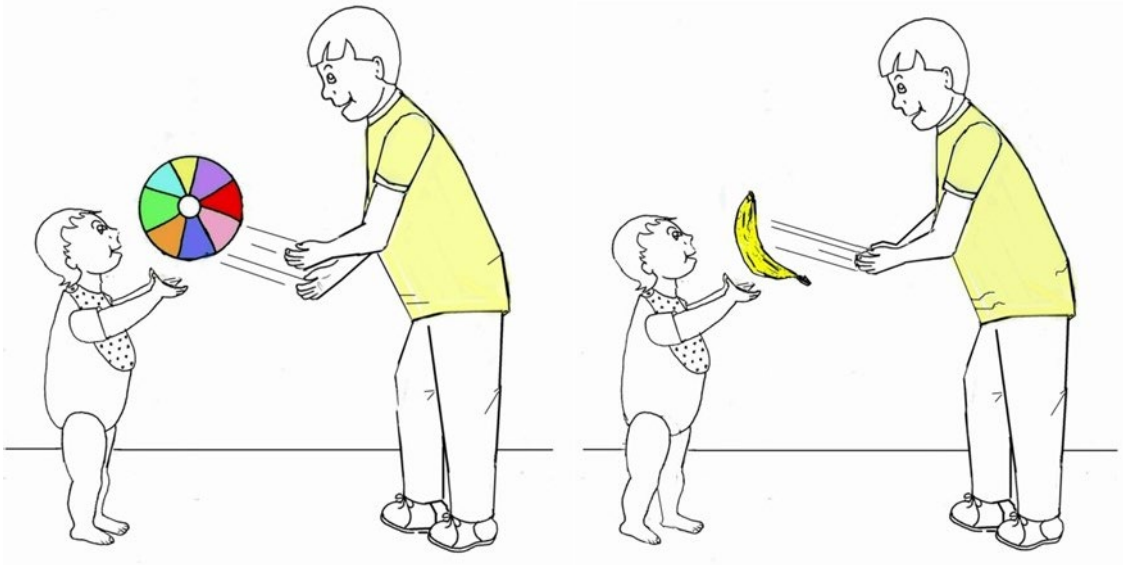
Set K — Throwing



The girl is throwing a ball to
the woman



The girl is throwing a ball to
the man




The boy is throwing a ball to the baby

The boy is throwing a banana to the baby



The boy is throwing a banana to the man



The boy is throwing a
banana to the woman

Well Done!

You looked and listened
really well!



Cut out this star and stick it on your track

It goes on number 13. It
looks like this

